

GENERATED ON APRIL 28, 2026

Trends in Academic Performance in North Kossuth Community School District, Iowa

VERSION 2025.1

This report summarizes district-level educational outcomes using data from the Stanford Education Data Archive (SEDA) from 2009-2025. Figures may contain gaps where source data are unavailable.

For more information, please visit edopportunity.org

Report created by the Educational Opportunity Project at Stanford University in collaboration with the Education Scorecard at Harvard University, using data provided by the National Center for Education Statistics and the Education Data Center. See final page for full information on data sources.

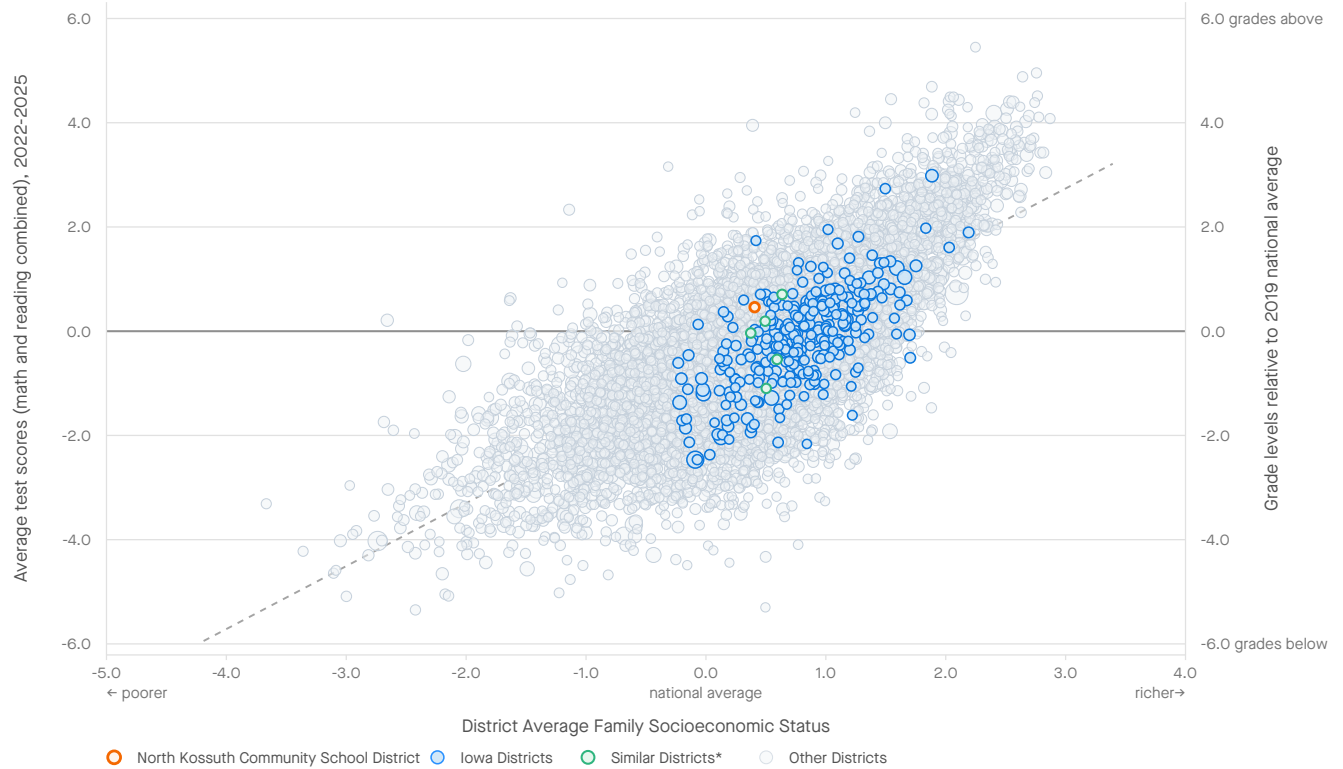


North Kossuth Community School District, Iowa



Average Grade 3-8 Test Scores, 2022-2025, by District Socioeconomic Status

Average test scores in grades 3-8 reflect the set of educational opportunities available to students in the district, including those provided by their families, preschools, neighborhoods, and elementary and middle schools.



Note: each bubble is a U.S. school district, with size proportional to district enrollment. Districts in Iowa are highlighted. District socioeconomic status is a composite measure of a district's average family income, parental education, poverty rate, SNAP eligibility rate, unemployment rate, and female-headed household rate. Test scores are measured in grade levels relative to the 2019 national average.

Average Test Scores and Trends, 2022-2025

ALL STUDENTS

	2022-2025 Average Scores	2022-2025 Trend in Test Scores
North Kossuth Community School...	0.46	0.06
Similar Districts Avg.*	-0.11	-0.05
Iowa	-0.25	-0.02

Test scores are reported in grade level units, relative to the 2019 national average. For example, the first row above reads: "Students in North Kossuth Community School District performed 0.46 grade levels above the 2019 national average. Test scores in North Kossuth Community School District have been changing at a rate of +0.06 grade levels/year since 2022."

*Similar districts are the nearest matches within the same state based on socioeconomic status, demographics, and size. Similar districts for North Kossuth Community School District are River Valley Community School District, Sidney Community School District, Villisca Community School District, Moravia Community School District, and East Union Community School District.

STUDENT SUBGROUPS

	2022-2025 Average Scores	2022-2025 Trend in Test Scores
White	0.57	0.10
Black	N/A	N/A
Hispanic	N/A	N/A
Asian	N/A	N/A
Poor	0.12	N/A
Non-Poor	1.07	N/A
Female	0.31	N/A
Male	0.62	N/A



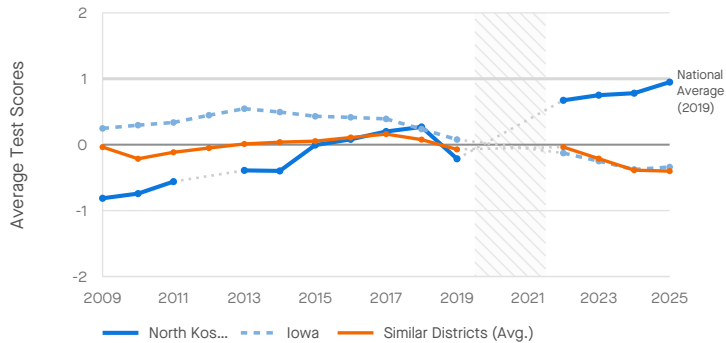
North Kossuth Community School District, Iowa

Trends in Average Grade 3-8 Test Scores, 2009-2025, by Subject and Student Subgroup

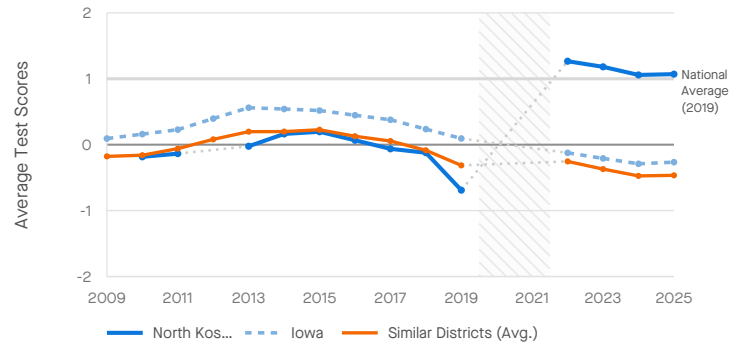


Trends in test scores may reflect changes in school quality, changes in demographics, and/or changes in out-of-school educational opportunities.

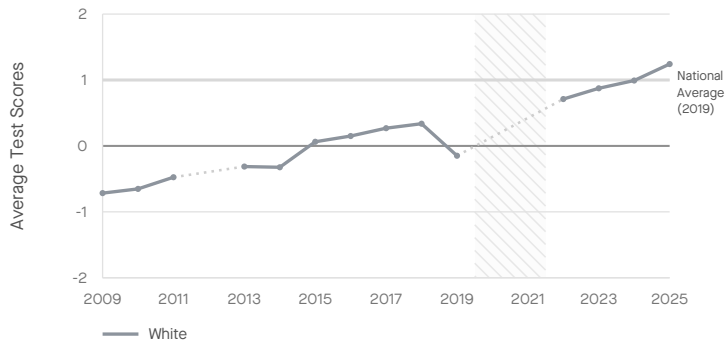
Trend in Math Scores (All Students)



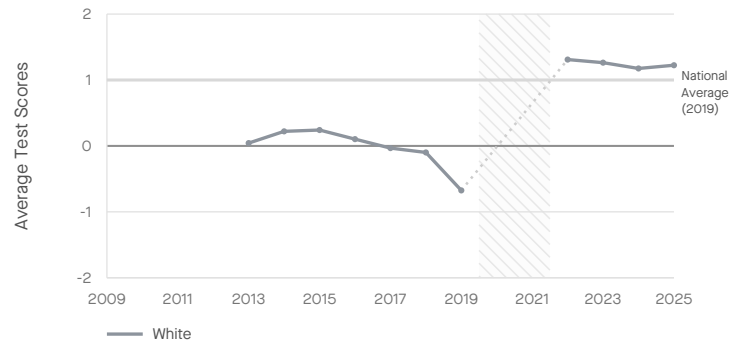
Trend in Reading Scores (All Students)



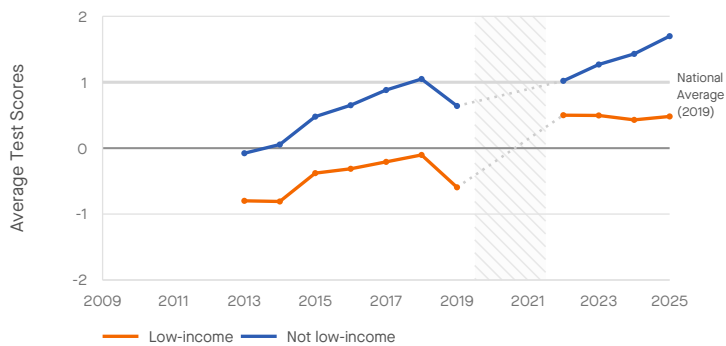
Trend in Math Scores, by Student Race/Ethnicity



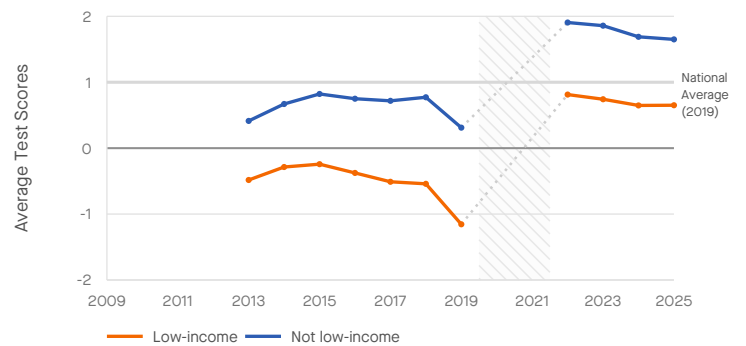
Trend in Reading Scores, by Student Race/Ethnicity



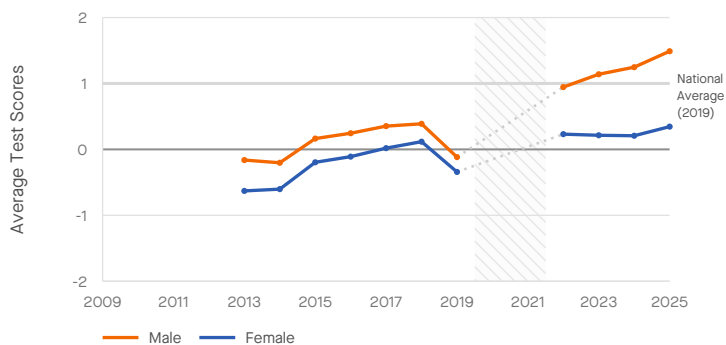
Trend in Math Scores, by Student Income Level



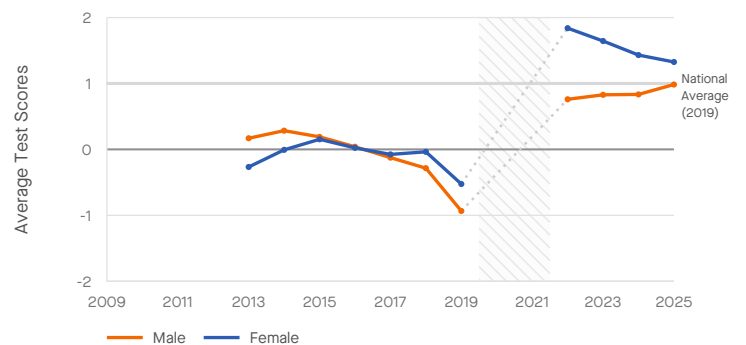
Trend in Reading Scores, by Student Income Level



Trend in Math Scores, by Student Gender



Trend in Reading Scores, by Student Gender

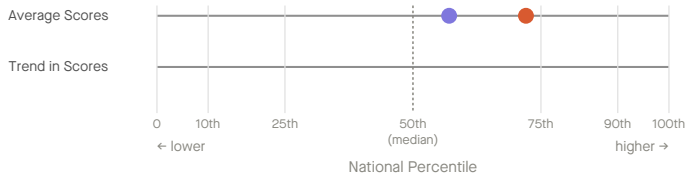


North Kossuth Community School District, Iowa

Academic Performance Rankings, 2022-2025, Relative to Other Districts in the U.S.



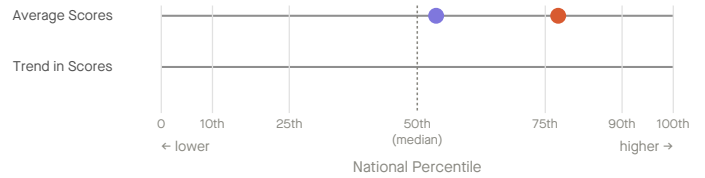
Math Ranks



	Average	Trend
North Kossuth Community School District	2,851 / 10,205 (72nd pct)	N/A
Similar Districts Avg.	4,382 / 10,205 (57th pct)	N/A

North Kossuth Community School District ranked higher than 72% of districts nationwide in average math performance during the 2022-25 school years (2,851st of 10,205 districts with available data).

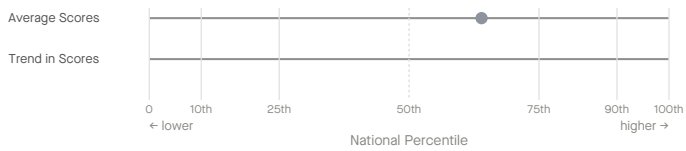
Reading Ranks



	Average	Trend
North Kossuth Community School District	2,266 / 10,076 (78th pct)	N/A
Similar Districts Avg.	4,668 / 10,076 (54th pct)	N/A

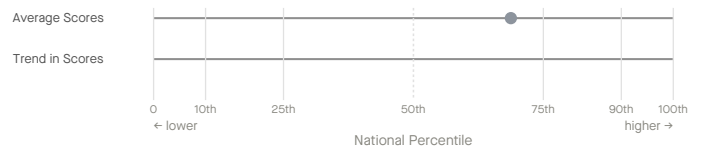
North Kossuth Community School District ranked higher than 78% of districts nationwide in average reading performance during the 2022-25 school years (2,266th of 10,076 districts with available data).

Math Ranks by Race/Ethnicity



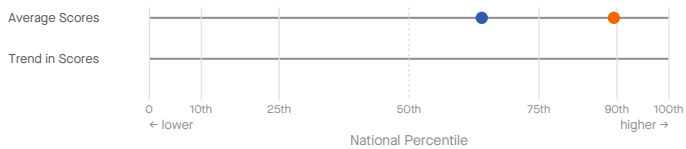
	Average	Trend
White	3,141 / 8,707 (64th pct)	N/A

Reading Ranks by Race/Ethnicity



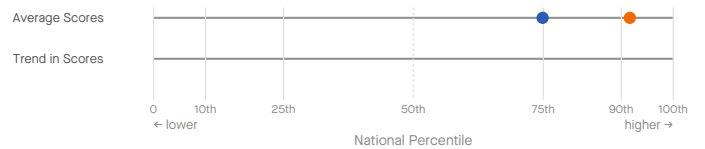
	Average	Trend
White	2,746 / 8,785 (69th pct)	N/A

Math Ranks by Income



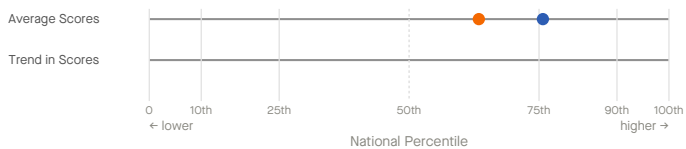
	Average	Trend
Low-income	941 / 8,875 (89th pct)	N/A
Not low-income	3,058 / 8,489 (64th pct)	N/A

Reading Ranks by Income



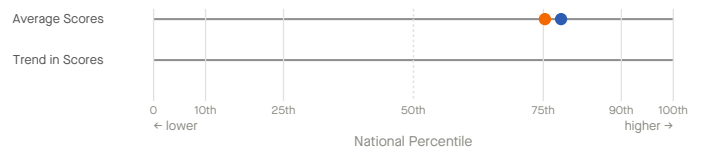
	Average	Trend
Low-income	752 / 8,987 (92nd pct)	N/A
Not low-income	2,162 / 8,596 (75th pct)	N/A

Math Ranks by Gender



	Average	Trend
Female	3,114 / 8,509 (63rd pct)	N/A
Male	2,062 / 8,497 (76th pct)	N/A

Reading Ranks by Gender



	Average	Trend
Female	2,143 / 8,670 (75th pct)	N/A
Male	1,869 / 8,652 (78th pct)	N/A

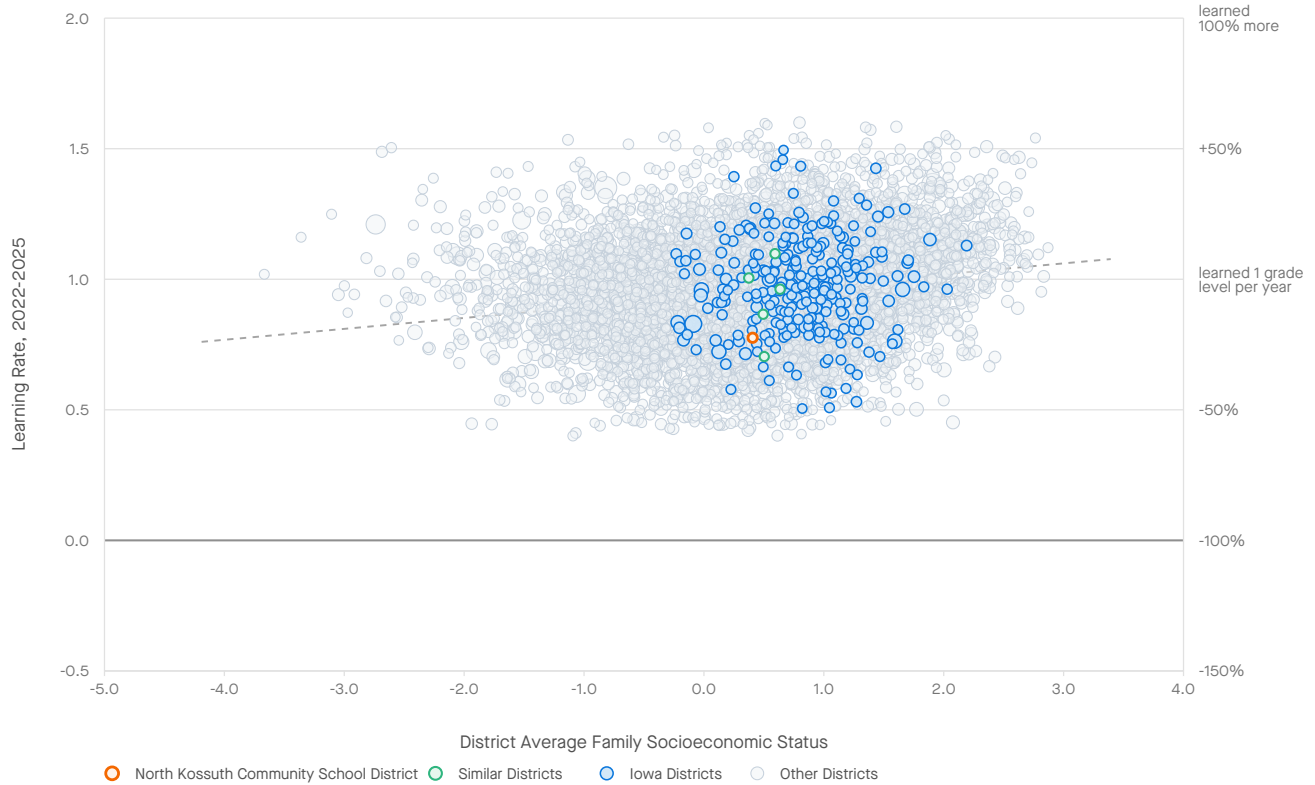


North Kossuth Community School District, Iowa



Average Grades 3-8 Learning Rates, 2022-2025, by District Socioeconomic Status

Learning rates measure how much students' scores improve as they progress from grade to grade. They are a better indicator of school quality than average test scores, which are influenced by a range of experiences outside of school.



Note: each bubble is a U.S. school district, with size proportional to district enrollment. Districts in Iowa are highlighted. District socioeconomic status is a composite measure of a district's average family income, parental education, poverty rate, SNAP eligibility rate, unemployment rate, and female-headed household rate.

Learning Rates and Trends, 2022-2025

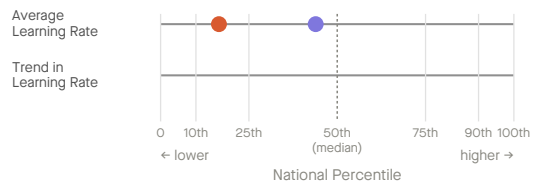
ALL STUDENTS

	2022-2025 Learning Rate	2022-2025 Trend in Learning Rates
North Kossuth Community School...	0.78	N/A
Similar Districts Avg.*	0.94	N/A
Iowa	0.97	0.00

Learning rates are measured in grade levels of skills gained per year and are averaged over math and reading. The national average learning rate is 1.0.

*Similar districts are the nearest matches within the same state based on socioeconomic status, demographics, and size. Similar districts for North Kossuth Community School District are River Valley Community School District, Sidney Community School District, Villisca Community School District, Moravia Community School District, and East Union Community School District.

Learning Rate Rankings



	Average	Trend
North Kossuth Community School District	6,802 / 8,147 (17th pct)	N/A
Similar Districts Avg.	4,571 / 8,147 (44th pct)	N/A

North Kossuth Community School District ranked higher than 17% of districts nationwide in average learning rates during the 2022-25 school years (6,802nd of 8,147 districts with available data).



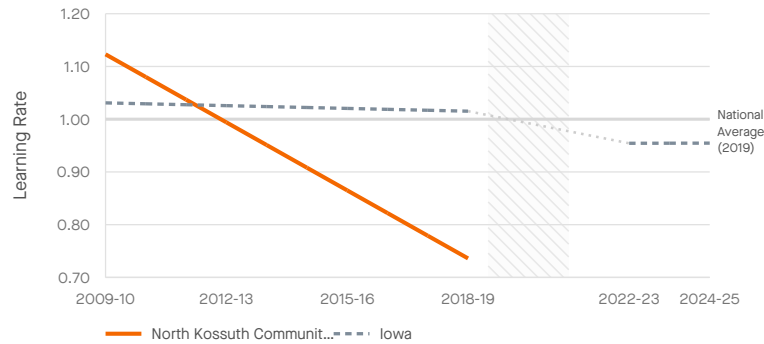
North Kossuth Community School District, Iowa

Trends in Average Grade 3-8 Learning Rates, 2009-2025, by Student Subgroup

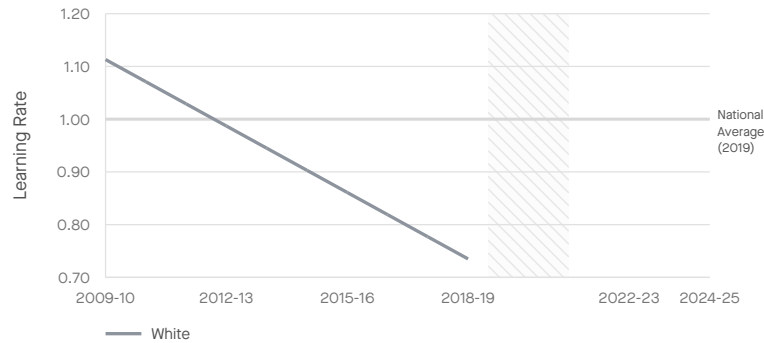


Trends in learning rates measure how annual learning rates change over time. They are a better indicator of changes in school quality than trends in average test scores, which are influenced by a range of experiences outside of school.

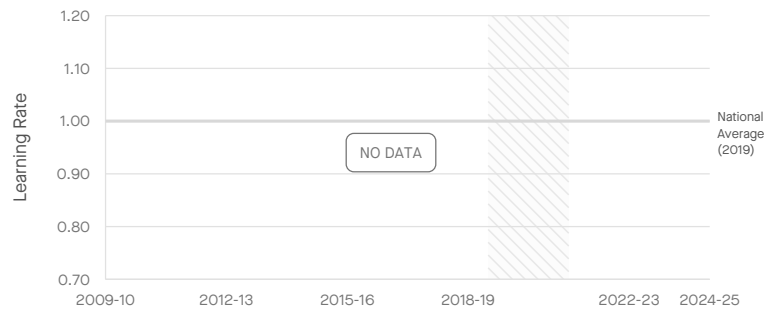
Trend in Learning Rates (All Students)



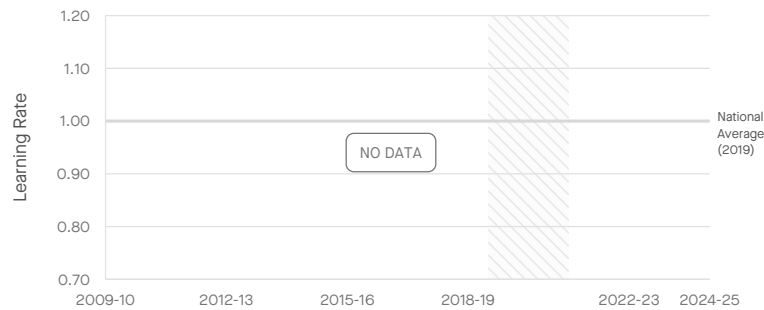
Trend in Learning Rates, by Student Race/Ethnicity



Trend in Learning Rates, by Student Income Level



Trend in Learning Rates, by Student Gender



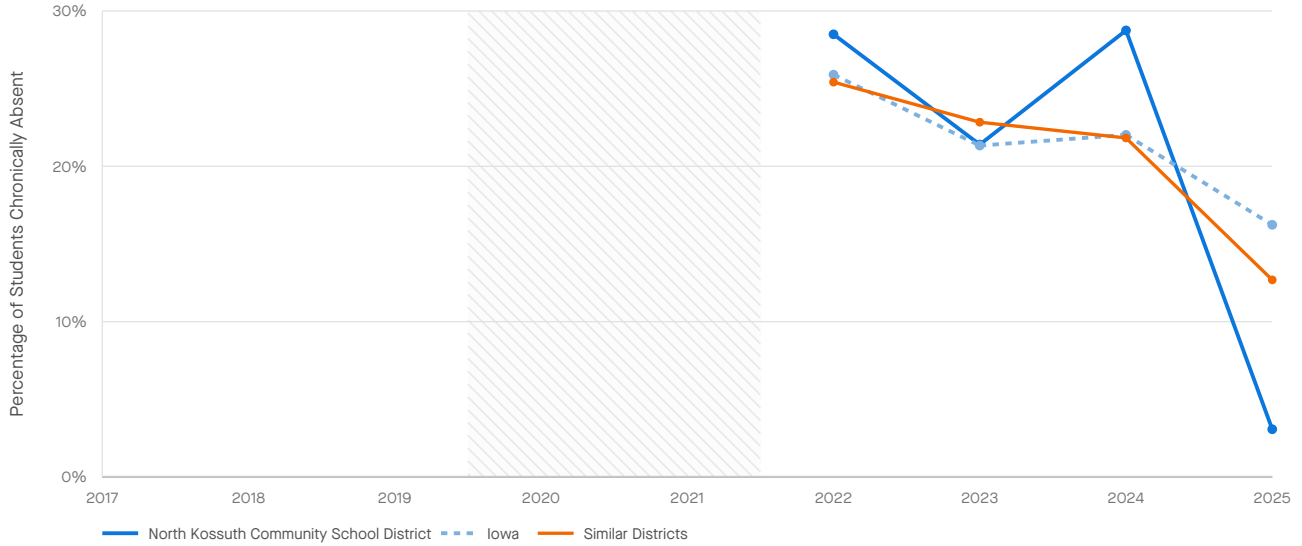
North Kossuth Community School District, Iowa



Trends in Chronic Absenteeism

Chronic absenteeism rates indicate the proportion of students who were absent 10% or more of the school year.

Trends in Chronic Absenteeism



Trends in Chronic Absenteeism

ALL STUDENTS

	2017-2019 Avg. Chronic Absenteeism	2022-2025 Avg. Chronic Absenteeism	Change
North Kossuth Community School...	N/A	20.4	N/A
Similar Districts Avg.*	N/A	20.7	N/A
Iowa	N/A	21.4	N/A

*Similar districts are the nearest matches within the same state based on socioeconomic status, demographics, and size. Similar districts for North Kossuth Community School District are River Valley Community School District, Sidney Community School District, Villisca Community School District, Moravia Community School District, and East Union Community School District.

Absenteeism data courtesy of [Nat Malkus, American Enterprise Institute](#).



North Kossuth Community School District, Iowa



Changes in Average Reading Scores in Iowa Districts, 2019-2025 and 2022-2025, by District Free/Reduced-Price Lunch Eligibility Rate

Change in Reading Scores, 2019-2025



Figure produced by the Center for Education Policy Research at Harvard University

○ Largest Districts ◆ State Average

Change in Reading Scores, 2022-2025



Figure produced by the Center for Education Policy Research at Harvard University

○ Largest Districts ◆ State Average





Notes & Acknowledgments

This report summarizes academic performance in North Kossuth Community School District from 2008-09 through 2024-25, using data from the Stanford Education Data Archive (SEDA). SEDA is a national database of U.S. academic performance produced by the Educational Opportunity Project at Stanford University. The SEDA data are based on the standardized accountability tests in math and reading language arts (RLA) administered by each state to all public-school students in grades 3-8.

The raw test score data used to construct the SEDA 2022-2025 estimates here were graciously provided to us by Emily Oster and Clare Halloran at the [Education Data Center](#). The raw test score data used to construct the SEDA 2009-2019 estimates are available through the ED Facts data system at the U.S. Department of Education, and were provided to us by the National Center for Education Statistics (NCES). Detailed NAEP data used to harmonize test scores across states was provided by NCES and the National Assessment Governing Board. Chronic absenteeism data were provided by [Nat Malkus at the American Enterprise Institute](#). Funding to construct and analyze SEDA was provided by the Gates Foundation. Funding for the Education Scorecard was provided by the Carnegie Corporation of New York, Bloomberg Philanthropies, Joyce Foundation, Kenneth C. Griffin and Citadel Catalyst. The findings and opinions expressed in our research and reported here are those of the authors alone; they do not represent the views of any of the above organizations.

Citation:

Educational Opportunity Project. (2026). "Trends in Academic Performance in North Kossuth Community School District." Report version 2025.1. Available at: https://edopportunity.org/reports/trends/2025/IA/report_IA_1920830_north-kossuth-community-school-district.pdf

