

GENERATED ON APRIL 28, 2026

Trends in Academic Performance in Eastern Carver County Public School, Minnesota

VERSION 2025.1

This report summarizes district-level educational outcomes using data from the Stanford Education Data Archive (SEDA) from 2009-2025. Figures may contain gaps where source data are unavailable.

For more information, please visit edopportunity.org

Report created by the Educational Opportunity Project at Stanford University in collaboration with the Education Scorecard at Harvard University, using data provided by the National Center for Education Statistics and the Education Data Center. See final page for full information on data sources.

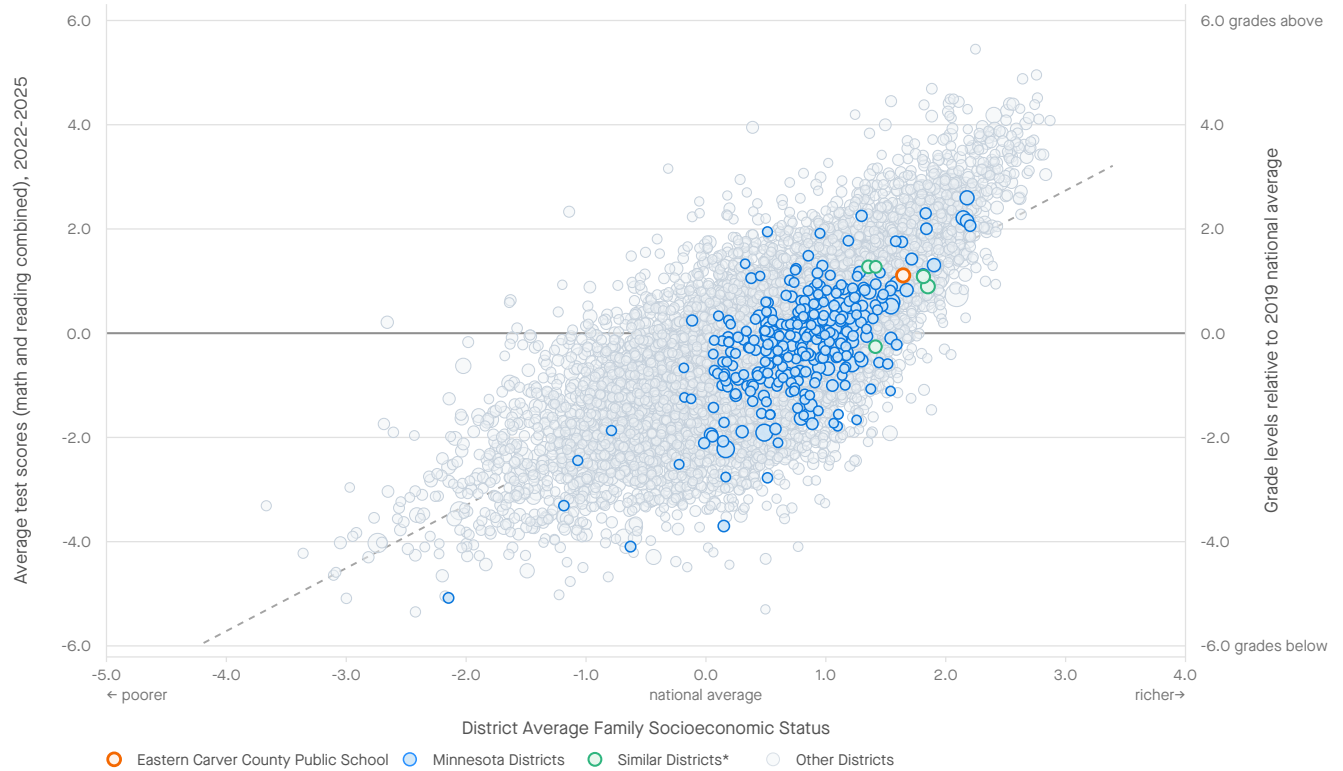


Eastern Carver County Public School, Minnesota



Average Grade 3-8 Test Scores, 2022-2025, by District Socioeconomic Status

Average test scores in grades 3-8 reflect the set of educational opportunities available to students in the district, including those provided by their families, preschools, neighborhoods, and elementary and middle schools.



Note: each bubble is a U.S. school district, with size proportional to district enrollment. Districts in Minnesota are highlighted. District socioeconomic status is a composite measure of a district's average family income, parental education, poverty rate, SNAP eligibility rate, unemployment rate, and female-headed household rate. Test scores are measured in grade levels relative to the 2019 national average.

Average Test Scores and Trends, 2022-2025

ALL STUDENTS

	2022-2025 Average Scores	2022-2025 Trend in Test Scores
Eastern Carver County Public...	1.11	0.05
Similar Districts Avg.*	0.85	-0.07
Minnesota	-0.13	-0.05

Test scores are reported in grade level units, relative to the 2019 national average. For example, the first row above reads: "Students in Eastern Carver County Public School performed 1.11 grade levels above the 2019 national average. Test scores in Eastern Carver County Public School have been changing at a rate of +0.05 grade levels/year since 2022."

*Similar districts are the nearest matches within the same state based on socioeconomic status, demographics, and size. Similar districts for Eastern Carver County Public School are Prior Lake-Savage Area Schools, Centennial Public School District, Lakeville Area Schools, Sartell-St. Stephen School District, and Farmington Public School District.

STUDENT SUBGROUPS

	2022-2025 Average Scores	2022-2025 Trend in Test Scores
White	1.59	0.07
Black	-1.46	-0.01
Hispanic	-1.74	0.02
Asian	2.52	N/A
Poor	-1.45	0.08
Non-Poor	1.64	0.10
Female	1.07	0.06
Male	1.18	0.05



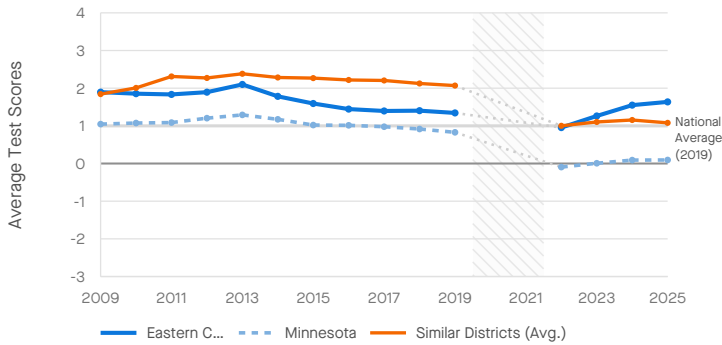
Eastern Carver County Public School, Minnesota

Trends in Average Grade 3-8 Test Scores, 2009-2025, by Subject and Student Subgroup

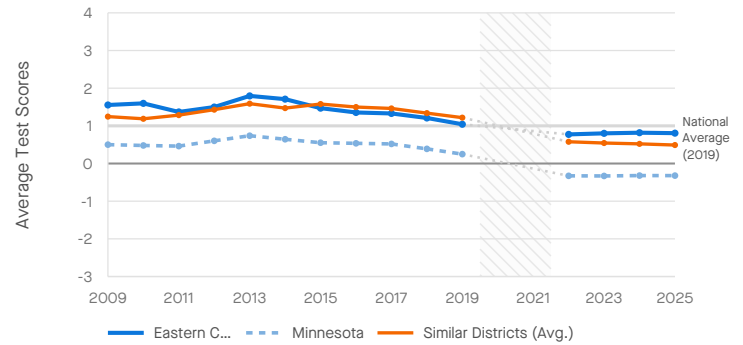


Trends in test scores may reflect changes in school quality, changes in demographics, and/or changes in out-of-school educational opportunities.

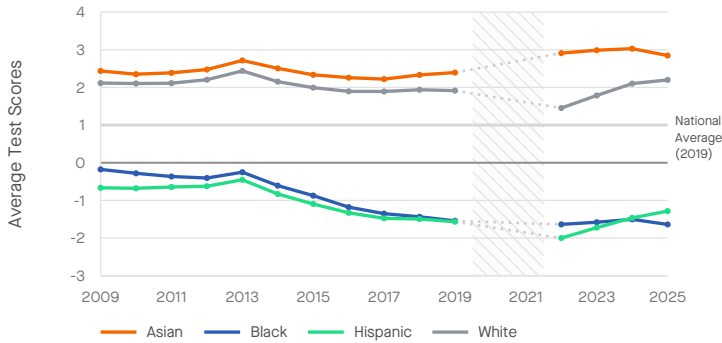
Trend in Math Scores (All Students)



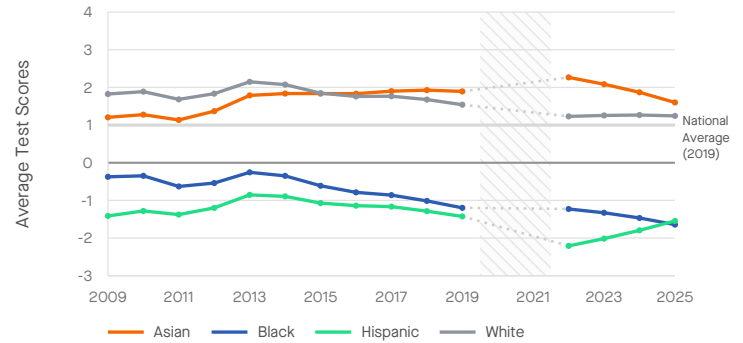
Trend in Reading Scores (All Students)



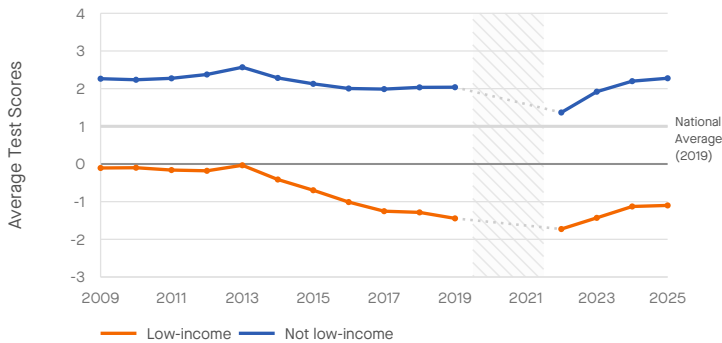
Trend in Math Scores, by Student Race/Ethnicity



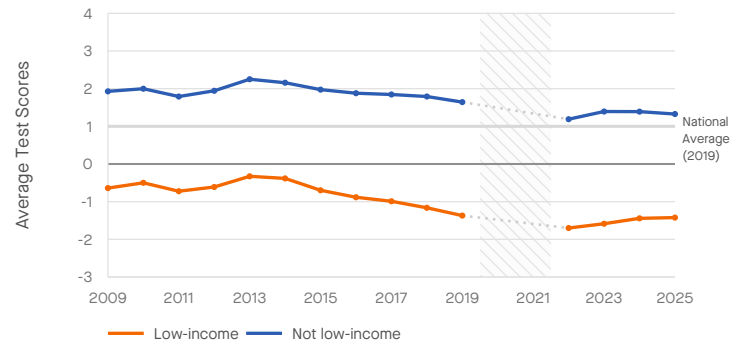
Trend in Reading Scores, by Student Race/Ethnicity



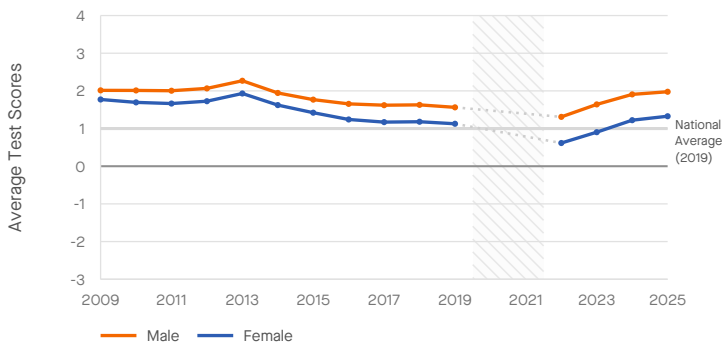
Trend in Math Scores, by Student Income Level



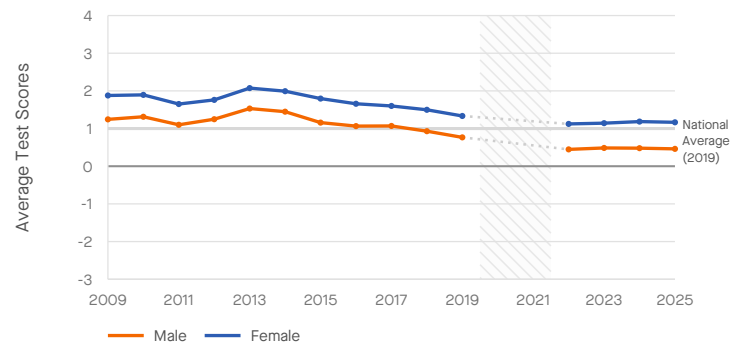
Trend in Reading Scores, by Student Income Level



Trend in Math Scores, by Student Gender



Trend in Reading Scores, by Student Gender

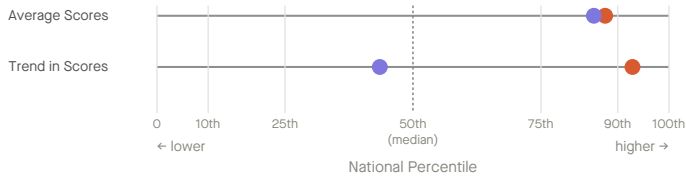


Eastern Carver County Public School, Minnesota

Academic Performance Rankings, 2022-2025, Relative to Other Districts in the U.S.



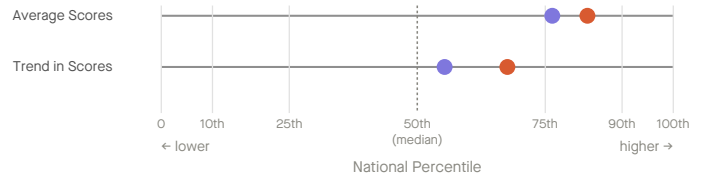
Math Ranks



	Average	Trend
Eastern Carver County Public School	1,273 / 10,205 (88th pct)	391 / 5,468 (93rd pct)
Similar Districts Avg.	1,498 / 10,205 (85th pct)	3,088 / 5,468 (44th pct)

Eastern Carver County Public School ranked higher than 88% of districts nationwide in average math performance during the 2022-25 school years (1,273rd of 10,205 districts with available data).

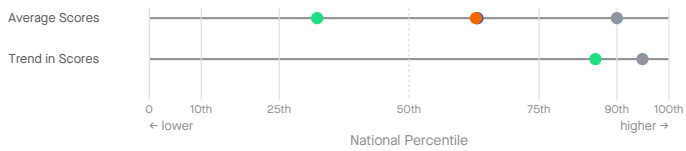
Reading Ranks



	Average	Trend
Eastern Carver County Public School	1,691 / 10,076 (83rd pct)	1,839 / 5,673 (68th pct)
Similar Districts Avg.	2,382 / 10,076 (76th pct)	2,534 / 5,673 (55th pct)

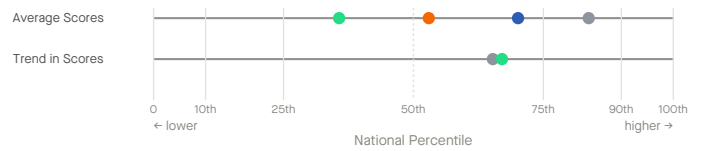
Eastern Carver County Public School ranked higher than 83% of districts nationwide in average reading performance during the 2022-25 school years (1,691st of 10,076 districts with available data).

Math Ranks by Race/Ethnicity



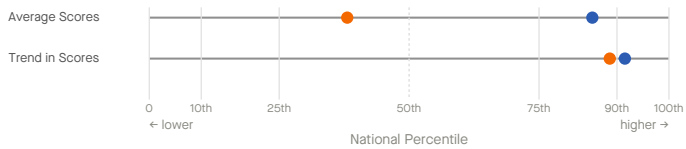
	Average	Trend
White	873 / 8,707 (90th pct)	184 / 3,582 (95th pct)
Black	925 / 2,508 (63rd pct)	N/A
Hispanic	3,103 / 4,583 (32nd pct)	189 / 1,330 (86th pct)
Asian	598 / 1,608 (63rd pct)	N/A

Reading Ranks by Race/Ethnicity



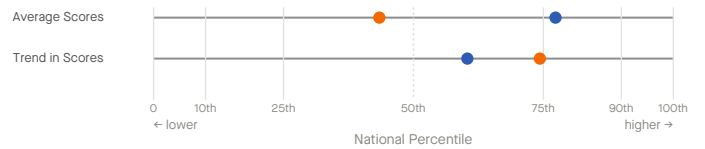
	Average	Trend
White	1,431 / 8,785 (84th pct)	1,369 / 3,941 (65th pct)
Black	791 / 2,644 (70th pct)	N/A
Hispanic	2,998 / 4,662 (36th pct)	462 / 1,400 (67th pct)
Asian	773 / 1,642 (53rd pct)	N/A

Math Ranks by Income



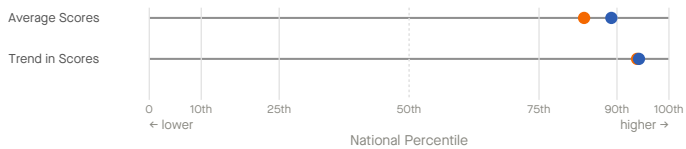
	Average	Trend
Low-income	5,495 / 8,875 (38th pct)	326 / 2,855 (89th pct)
Not low-income	1,253 / 8,489 (85th pct)	266 / 3,127 (92nd pct)

Reading Ranks by Income



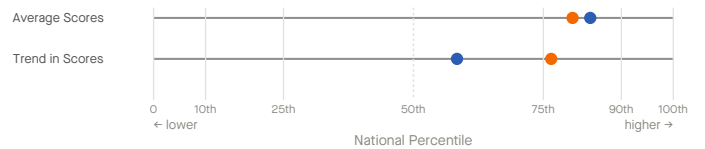
	Average	Trend
Low-income	5,083 / 8,987 (43rd pct)	819 / 3,186 (74th pct)
Not low-income	1,949 / 8,596 (77th pct)	1,313 / 3,311 (60th pct)

Math Ranks by Gender



	Average	Trend
Female	1,391 / 8,509 (84th pct)	199 / 3,219 (94th pct)
Male	943 / 8,497 (89th pct)	173 / 2,971 (94th pct)

Reading Ranks by Gender



	Average	Trend
Female	1,681 / 8,670 (81st pct)	819 / 3,483 (77th pct)
Male	1,383 / 8,652 (84th pct)	1,423 / 3,418 (58th pct)

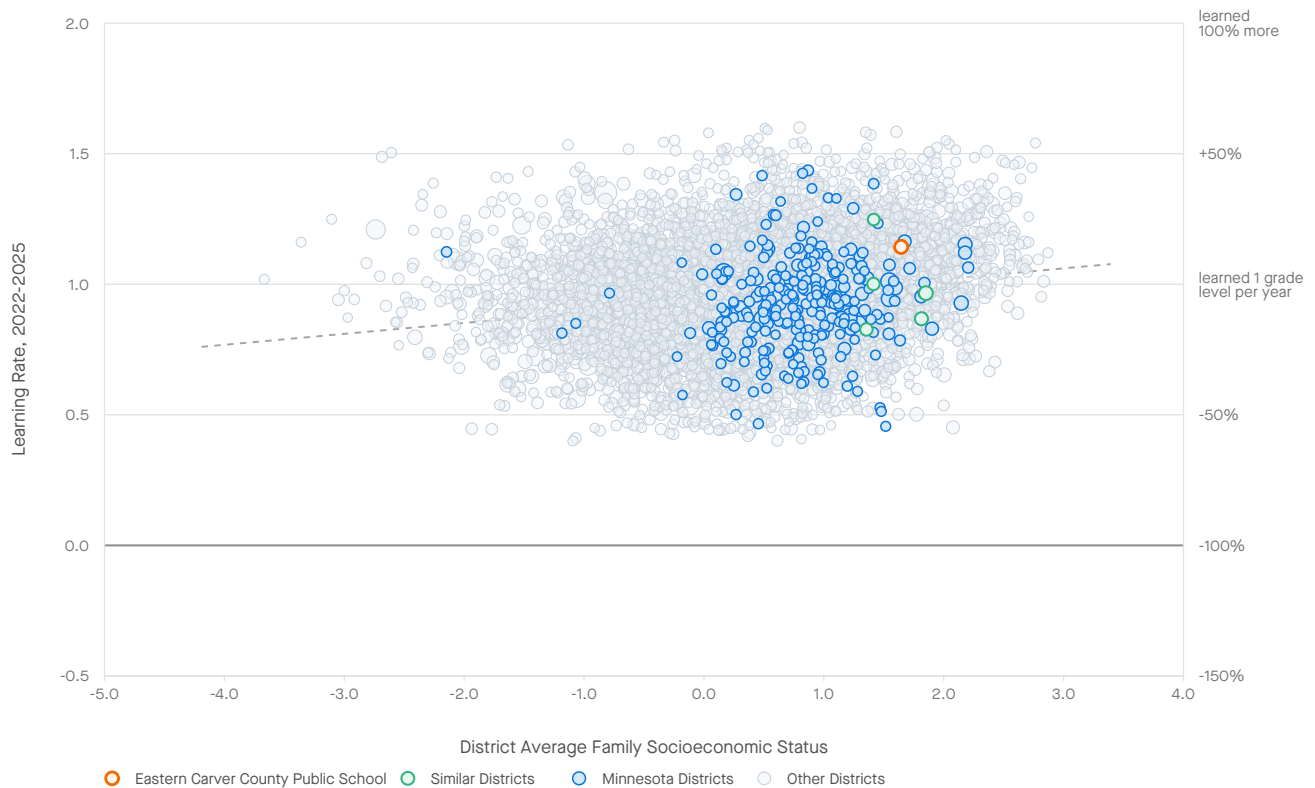


Eastern Carver County Public School, Minnesota



Average Grades 3-8 Learning Rates, 2022-2025, by District Socioeconomic Status

Learning rates measure how much students' scores improve as they progress from grade to grade. They are a better indicator of school quality than average test scores, which are influenced by a range of experiences outside of school.



Note: each bubble is a U.S. school district, with size proportional to district enrollment. Districts in Minnesota are highlighted. District socioeconomic status is a composite measure of a district's average family income, parental education, poverty rate, SNAP eligibility rate, unemployment rate, and female-headed household rate.

Learning Rates and Trends, 2022-2025

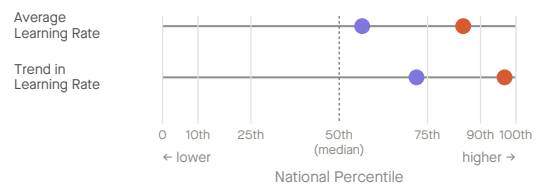
ALL STUDENTS

	2022-2025 Learning Rate	2022-2025 Trend in Learning Rates
Eastern Carver County Public...	1.14	0.09
Similar Districts Avg.*	0.96	0.01
Minnesota	0.98	0.01

Learning rates are measured in grade levels of skills gained per year and are averaged over math and reading. The national average learning rate is 1.0. For example, the first row above reads: "Students in Eastern Carver County Public School learned an average of 1.14 grade levels/year during 2022-2025. Learning rates in Eastern Carver County Public School have been changing at a rate of +0.09 grade levels/year since 2022."

*Similar districts are the nearest matches within the same state based on socioeconomic status, demographics, and size. Similar districts for Eastern Carver County Public School are Prior Lake-Savage Area Schools, Centennial Public School District, Lakeville Area Schools, Sartell-St. Stephen School District, and Farmington Public School District.

Learning Rate Rankings



	Average	Trend
Eastern Carver County Public School	1,216 / 8,147 (85th pct)	195 / 6,065 (97th pct)
Similar Districts Avg.	3,546 / 8,147 (56th pct)	1,707 / 6,065 (72nd pct)

Eastern Carver County Public School ranked higher than 85% of districts nationwide in average learning rates during the 2022-25 school years (1,216th of 8,147 districts with available data).



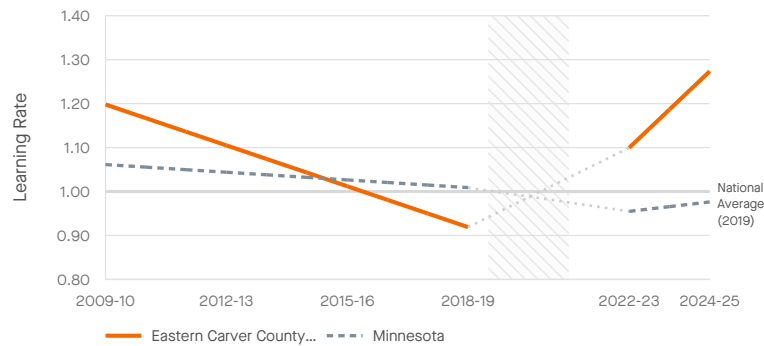
Eastern Carver County Public School, Minnesota

Trends in Average Grade 3-8 Learning Rates, 2009-2025, by Student Subgroup

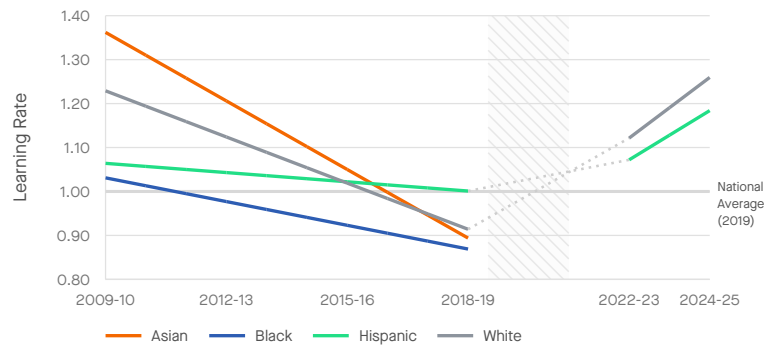


Trends in learning rates measure how annual learning rates change over time. They are a better indicator of changes in school quality than trends in average test scores, which are influenced by a range of experiences outside of school.

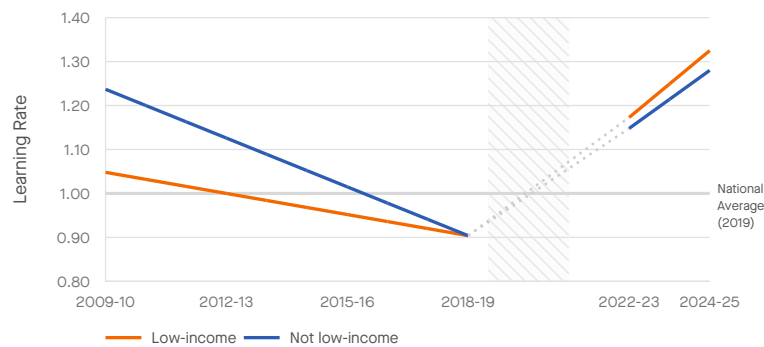
Trend in Learning Rates (All Students)



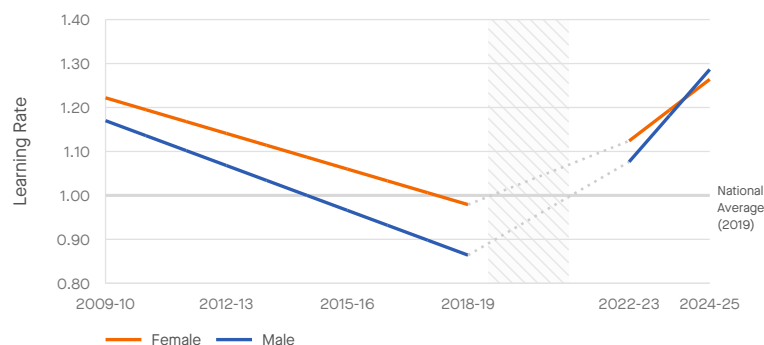
Trend in Learning Rates, by Student Race/Ethnicity



Trend in Learning Rates, by Student Income Level



Trend in Learning Rates, by Student Gender



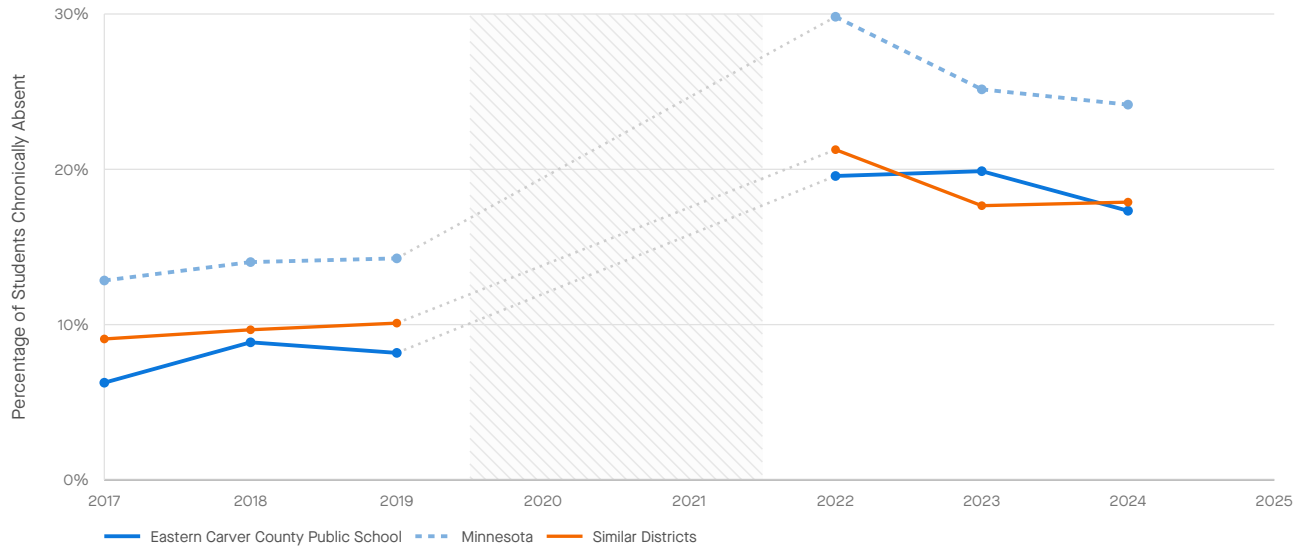
Eastern Carver County Public School, Minnesota



Trends in Chronic Absenteeism

Chronic absenteeism rates indicate the proportion of students who were absent 10% or more of the school year.

Trends in Chronic Absenteeism



Trends in Chronic Absenteeism

ALL STUDENTS

	2017-2019 Avg. Chronic Absenteeism	2022-2025 Avg. Chronic Absenteeism	Change
Eastern Carver County Public...	7.8	18.9	+11.2
Similar Districts Avg.*	9.6	18.9	+9.3
Minnesota	13.7	26.4	+12.7

*Similar districts are the nearest matches within the same state based on socioeconomic status, demographics, and size. Similar districts for Eastern Carver County Public School are Prior Lake-Savage Area Schools, Centennial Public School District, Lakeville Area Schools, Sartell-St. Stephen School District, and Farmington Public School District.

Absenteeism data courtesy of [Nat Malkus, American Enterprise Institute](#).



Eastern Carver County Public School, Minnesota



Changes in Average Math Scores in Minnesota Districts, 2019-2025 and 2022-2025, by District Free/Reduced-Price Lunch Eligibility Rate

Change in Math Scores, 2019-2025



Figure produced by the Center for Education Policy Research at Harvard University

○ Largest Districts ◆ State Average

Change in Math Scores, 2022-2025



Figure produced by the Center for Education Policy Research at Harvard University

○ Largest Districts ◆ State Average



Eastern Carver County Public School, Minnesota



Changes in Average Reading Scores in Minnesota Districts, 2019-2025 and 2022-2025, by District Free/Reduced-Price Lunch Eligibility Rate

Change in Reading Scores, 2019-2025



Figure produced by the Center for Education Policy Research at Harvard University

○ Largest Districts ◆ State Average

Change in Reading Scores, 2022-2025



Figure produced by the Center for Education Policy Research at Harvard University

○ Largest Districts ◆ State Average



Eastern Carver County Public School, Minnesota



Change in Chronic Absenteeism in Minnesota Districts, 2019-2024, by District Free/Reduced-Price Lunch Eligibility Rate

Change in Chronic Absenteeism, 2019-2024



Figure produced by the Center for Education Policy Research at Harvard University

○ Largest Districts ◆ State Average





Notes & Acknowledgments

This report summarizes academic performance in Eastern Carver County Public School from 2008-09 through 2024-25, using data from the Stanford Education Data Archive (SEDA). SEDA is a national database of U.S. academic performance produced by the Educational Opportunity Project at Stanford University. The SEDA data are based on the standardized accountability tests in math and reading language arts (RLA) administered by each state to all public-school students in grades 3-8.

The raw test score data used to construct the SEDA 2022-2025 estimates here were graciously provided to us by Emily Oster and Clare Halloran at the [Education Data Center](#). The raw test score data used to construct the SEDA 2009-2019 estimates are available through the ED Facts data system at the U.S. Department of Education, and were provided to us by the National Center for Education Statistics (NCES). Detailed NAEP data used to harmonize test scores across states was provided by NCES and the National Assessment Governing Board. Chronic absenteeism data were provided by [Nat Malkus at the American Enterprise Institute](#). Funding to construct and analyze SEDA was provided by the Gates Foundation. Funding for the Education Scorecard was provided by the Carnegie Corporation of New York, Bloomberg Philanthropies, Joyce Foundation, Kenneth C. Griffin and Citadel Catalyst. The findings and opinions expressed in our research and reported here are those of the authors alone; they do not represent the views of any of the above organizations.

Citation:

Educational Opportunity Project. (2026). "Trends in Academic Performance in Eastern Carver County Public School." Report version 2025.1. Available at: https://edopportunity.org/reports/trends/2025/MN/report_MN_2708190_eastern-carver-county-public-school.pdf

